

Shareholding Pattern under Regulation 31 of SEBI (Listing Obligations and Disclosure Requirements) Regulations, 2015

1.	Name of Listed Entity: CESC Ventures Limited		
2.	Scrip Code/Name of Scrip/Class of Security: 542333 (BSE) CESCVENT (NSE)		
3.	Share Holding Pattern Filed under: Reg. 31(1)(b)		
4	For Quarter ending 31 December, 2020		
5	Declaration: The Listed entity is required to submit the following declaration to the extent of submission of information:-		
		Particulars	
			Yes* No*
1		Whether the Listed Entity has issued any partly paid up shares?	No
2		Whether the Listed Entity has issued any Convertible Securities or Warrants?	No
3		Whether the Listed Entity has any shares against which depository receipts are issued?	No
4		Whether the Listed Entity has any shares in locked-in?	No
5		Whether any shares held by promoters are pledge or otherwise encumbered?	No
6		Whether Company has equity shares with differential voting rights ?	No
7		Whether the listed entity has any significant beneficial owner ?	No

Al. Hand



CESC Ventures Limited

Table I - Summary Statement holding of specified securities

Category	Category of shareholder	Nos. of shareholders	No. of fully paid up equity shares held	No. of Partly paid-up equity shares held	No. of shares underlying Depository Receipts	Total nos. shares held	Shareholding as a % of total no. of shares (calculated as per SCRR, 1957)	Number of Voting Rights held in each class of securities			No. of Shares Outstanding convertible securities (including Warrants)	Shareholding, as a % assuming full conversion of convertible securities (as a percentage of diluted share capital)	Number of Locked in shares		Number of Shares pledged or otherwise encumbered		Number of equity shares held in dematerialised form	
								No of Voting Rights					Total as a % of (A+B+C)	No. (a)	As a % of total Shares held (b)	No. (a)		As a % of total Shares held (b)
								Class eg: X	Class eg: y	Total								
(I)	(II)	(III)	(IV)	(V)	(VI)	(VII) = (IV)+(V)+(VI)	(VIII) As a % of (A+B+C2)	(IX)			(X)	(XI) = (VII)+(X) As a % of (A+B+C2)	(XII)	(XIII)		(XIV)		
(A)	Promoter & Promoter Group	13	13234437	0	0	13234437	49.92	13234437	0	13234437	49.92	0	0	0	0	13234437		
(B)	Public	42460	13276972	0	0	13276972	50.08	13276972	0	13276972	50.08	0	0	NA	NA	13026260		
(C)	Non Promoter - Non Public	0	0	0	0	0	NA	0	0	0	0.00	0	0	NA	NA	0		
(C1)	Shares Underlying DRs	0	0	0	0	0	NA	0	0	0	0.00	0	0	NA	NA	0		
(C2)	Shares Held By Employee Trust	0	0	0	0	0	0	0	0	0	0.00	0	0	NA	NA	0		
	Total	42473	26511409	0	0	26511409	100.00	26511409	0	26511409	100.00	0	0	0	0	26260697		

[Handwritten Signature]




CESC Venture Limited

Table II - Statement showing shareholding pattern of the Promoter and Promoter Group

Category & Name of the shareholders	PAN	Nos. of shareholders	No. of fully paid up equity shares held	Partly paid-up equity shares held	No. of shares underlying Depository Receipts	Total nos. shares held	Shareholding % calculated as per SCRR, 1957 As a % of (A+B+C2)	Number of Voting Rights held in each class of securities			No. of Shares Underlying Outstanding convertible securities (including Warrants)	Shareholding, as a % assuming full conversion of convertible securities (as a percentage of diluted share capital)	Number of Locked in shares		Number of Shares pledged or otherwise encumbered		Number of equity shares held in dematerialised form	
								No of Voting Rights					Total as a % of (A+B+C)	No. (a)	As a % of total Shares held(b)	No. (a)		As a % of total Shares held(b)
								Class eg: X	Class eg: Y	Total								
(I)	(II)	(III)	(IV)	(V)	(VI)	(VII) = (IV)+(V)+(VI)	(VIII) As a % of (A+B+C2)	(IX)			(X)	(XI) = (VII)+(X) As a % of (A+B+C2)	(XII)		(XIII)	(XIV)		
1	Indian																	
(a)	Individuals / Hindu Undivided Family		5	56842	0	0	56842	0.21	56842	0	56842	0.21	0	0	0	0	0	56842
	Sanjiv Goenka		1	26958	0	0	26958	0.10	26958	0	26958	0.10	0	0	0	0	0	26958
	Shashwat Goenka		1	22281	0	0	22281	0.08	22281	0	22281	0.08	0	0	0	0	0	22281
	Preeti Goenka		1	5044	0	0	5044	0.02	5044	0	5044	0.02	0	0	0	0	0	5044
	Sanjiv Goenka HUF		1	2459	0	0	2459	0.01	2459	0	2459	0.01	0	0	0	0	0	2459
	Avarna Jain		1	100	0	0	100	0.00	100	0	100	0.00	0	0	0	0	0	100
(b)	Central Government / State Government(s)		0	0	0	0	0	0	0	0	0	0	0	0	0	0	0	0
(c)	Financial Institutions / Banks		0	0	0	0	0	0	0	0	0	0	0	0	0	0	0	0
(d)	Any Other (Specify)		8	13177595	0	0	13177595	49.71	13177595	0	13177595	49.71	0	0	0	0	0	13177595
	Bodies Corporate		8	13177595	0	0	13177595	49.71	13177595	0	13177595	49.71	0	0	0	0	0	13177595
	Rainbow Investments Limited		1	11759326	0	0	11759326	44.36	11759326	0	11759326	44.36	0	0	0	0	0	11759326
	Steel Holdings Limited		1	498694	0	0	498694	1.88	498694	0	498694	1.88	0	0	0	0	0	498694
	Phillips Carbon Black Limited		1	337239	0	0	337239	1.27	337239	0	337239	1.27	0	0	0	0	0	337239
	Saregama India Limited		1	251997	0	0	251997	0.95	251997	0	251997	0.95	0	0	0	0	0	251997
	Integrated Coal Mining Limited		1	215072	0	0	215072	0.81	215072	0	215072	0.81	0	0	0	0	0	215072
	Kolkata Metro Networks Limited		1	57000	0	0	57000	0.22	57000	0	57000	0.22	0	0	0	0	0	57000
	Castor Investments Limited		1	50000	0	0	50000	0.19	50000	0	50000	0.19	0	0	0	0	0	50000
	Dotex Merchandise Private Limited		1	8267	0	0	8267	0.03	8267	0	8267	0.03	0	0	0	0	0	8267
	Sub Total (A)[1]		13	13234437	0	0	13234437	49.92	13234437	0	13234437	49.92	0	0	0	0	0	13234437
2	Foreign																	
(a)	Individuals (Non-Resident Individuals / Foreign Individuals)		0	0	0	0	0	0	0	0	0	0	0	0	0	0	0	0
(b)	Government		0	0	0	0	0	0	0	0	0	0	0	0	0	0	0	0
(c)	Institutions		0	0	0	0	0	0	0	0	0	0	0	0	0	0	0	0
(d)	Foreign Portfolio Investor		0	0	0	0	0	0	0	0	0	0	0	0	0	0	0	0
(e)	Any Other (Specify)		0	0	0	0	0	0	0	0	0	0	0	0	0	0	0	0
	Sub Total (A)[2]		0	0	0	0	0	0	0	0	0	0	0	0	0	0	0	0
	Total Shareholding Of Promoter And Promoter Group (A)= (A)[1]+(A)[2]		13	13234437	0	0	13234437	49.92	13234437	0	13234437	49.92	0	0	0	0	0	13234437

Signature



CESC Ventures Limited

Table III - Statement showing shareholding pattern of the Public shareholder

Category & Name of the shareholders	PAN	Nos. of shareholders	No. of fully paid up equity shares held	Partly paid-up equity shares held	No. of shares underlying Depository Receipts	Total nos. shares held	Shareholding % calculated as per SCRR, 1957 As a % of (A+B+C2)	Number of Voting Rights held in each class of securities			No. of Shares Underlying convertible securities (including Warrants)	Shareholding, as a % assuming full conversion of convertible securities (as a percentage of diluted share capital)	Number of Locked In shares:		Number of Shares pledged or otherwise encumbered		Number of equity shares held in dematerialised form
								No of Voting Rights					No. (a)	As a % of total Shares held(b)	No. (a)	As a % of total Shares held(b)	
								Class eg: X	Class eg: y	Total							
(i)	(ii)	(iii)	(iv)	(v)	(vi)	(vii) = (iv)+(v)+(vi)	(viii) As a % of (A+B+C2)	(ix)			(x)	(xi) = (vii)+(x) As a % of (A+B+C2)	(xii)	(xiii)	(xiv)		
1 Institutions																	
(a) Mutual Fund		6	135909	0	0	135909	0.51	135909	0	135909	0.51	0	0	0	0	0	135362
(b) Venture Capital Funds		0	0	0	0	0	0.00	0	0	0	0.00	0	0	0	0	0	0
(c) Alternate Investment Funds		3	518000	0	0	518000	1.95	518000	0	518000	1.95	0	0	0	0	0	518000
Eq India Fund		1	460000	0	0	460000	1.74	460000	0	460000	1.74	0	0	0	0	0	460000
(d) Foreign Venture Capital investors		0	0	0	0	0	0.00	0	0	0	0.00	0	0	0	0	0	0
(e) Foreign Portfolio Investor		26	3523517	0	0	3523517	13.29	3523517	0	3523517	13.29	0	0	0	0	0	3522278
Brianwood Capital Master Fund, Ltd.		1	1319801	0	0	1319801	4.98	1319801	0	1319801	4.98	0	0	0	0	0	1319801
Kotak Mahindra (International) Limited		1	1283489	0	0	1283489	4.84	1283489	0	1283489	4.84	0	0	0	0	0	1283489
Ellipsis Partners Llc		1	769346	0	0	769346	2.90	769346	0	769346	2.90	0	0	0	0	0	769346
(f) Financial Institutions / Banks		17	1692	0	0	1692	0.01	1692	0	1692	0.01	0	0	0	0	0	133
(g) Insurance Companies		9	622713	0	0	622713	2.35	622713	0	622713	2.35	0	0	0	0	0	621563
Life Insurance Corporation Of India		1	439832	0	0	439832	1.66	439832	0	439832	1.66	0	0	0	0	0	439832
(h) Provident Funds/ Pension Funds		0	0	0	0	0	0.00	0	0	0	0.00	0	0	0	0	0	0
(i) Any Other (Specify)		4	3190	0	0	3190	0.01	3190	0	3190	0.01	0	0	0	0	0	180
Foreign Bank		4	3190	0	0	3190	0.01	3190	0	3190	0.01	0	0	0	0	0	180
Sub Total (B)(1)		65	4805021	0	0	4805021	18.13	4805021	0	4805021	18.13	0	0	0	0	0	4797536
2 Central Government/ State Government(s)/ President of India																	
Central Government / State Government(s)		3	2773	0	0	2773	0.01	2773	0	2773	0.01	0	0	0	0	0	2343
Sub Total (B)(2)		3	2773	0	0	2773	0.01	2773	0	2773	0.01	0	0	0	0	0	2343
3 Non-institutions																	
(a) individuals				0	0												
i. Individual shareholders holding nominal share capital up to Rs. 2 lakhs.		39032	3821848	0	0	3821848	14.42	3821848	0	3821848	14.42	0	0	0	0	0	3694184
ii. Individual shareholders holding nominal share capital in excess of Rs. 2 lakhs.		12	1849672	0	0	1849672	6.98	1849672	0	1849672	6.98	0	0	0	0	0	1849672
Ashish Dhawan			1053174	0	0	1053174	3.97	1053174	0	1053174	3.97	0	0	0	0	0	1053174
(b) NBFCs registered with RBI		4	581562	0	0	581562	2.19	581562	0	581562	2.19	0	0	0	0	0	581562
Bank Capital Markets Limited		1	580502	0	0	580502	2.19	580502	0	580502	2.19	0	0	0	0	0	580502
(c) Employee Trusts		0	0	0	0	0	0.00	0	0	0	0.00	0	0	0	0	0	0
(d) Overseas Depositories (holding DRs) (balancing figure)		0	0	0	0	0	0.00	0	0	0	0.00	0	0	0	0	0	0
(e) Any Other (Specify)		3344	2216096	0	0	2216096	8.34	2216096	0	2216096	8.34	0	0	0	0	0	2100963
IEPF		1	33123	0	0	33123	0.12	33123	0	33123	0.12	0	0	0	0	0	33123
Trusts		8	2873	0	0	2873	0.01	2873	0	2873	0.01	0	0	0	0	0	2873
Foreign Nationals		9	10926	0	0	10926	0.04	10926	0	10926	0.04	0	0	0	0	0	3408
Hindu Undivided Family		1226	216242	0	0	216242	0.81	216242	0	216242	0.81	0	0	0	0	0	215695
Foreign Companies		28	19401	0	0	19401	0.07	19401	0	19401	0.07	0	0	0	0	0	0
Non Resident Indians		1459	1200918	0	0	1200918	4.53	1200918	0	1200918	4.53	0	0	0	0	0	1119166
Satpal Khattar		1	365664	0	0	365664	1.38	365664	0	365664	1.38	0	0	0	0	0	365664
Unclaimed Shares		1	26022	0	0	26022	0.10	26022	0	26022	0.10	0	0	0	0	0	26022
Cleaning Member		138	204554	0	0	204554	0.77	204554	0	204554	0.77	0	0	0	0	0	204554
Bodies Corporate		474	502037	0	0	502037	1.89	502037	0	502037	1.89	0	0	0	0	0	496122
Sub Total (B)(3)		42392	8469178	0	0	8469178	31.95	8469178	0	8469178	31.95	0	0	0	0	0	8226381
Total Public Shareholding (B) = (B)(1)+(B)(2)+(B)(3)		42460	13276972	0	0	13276972	50.08	13276972	0	13276972	50.08	0	0	0	0	0	13026260



CESC Ventures Limited
Table IV - Statement showing shareholding pattern of the Non Promoter- Non Public shareholder



Category & Name of the shareholders	PAN	Nos. of shareholders	No. of fully paid up equity shares held	Partly paid-up equity shares held	No. of shares underlying Depository Receipts	Total nos. shares held	Shareholding % calculated as per SCRR, 1957 As a % of (A+B+C2)	Number of Voting Rights held in each class of securities			No. of Shares Underlying Outstanding convertible securities (including Warrants)	Shareholding , as a % assuming full conversion of convertible securities (as a percentage of diluted share capital)	Number of Locked in shares		Number of Shares pledged or otherwise encumbered		Number of equity shares held in dematerialised form	
								No of Voting Rights		Total as a % of (A+B+C)			No. (a)	As a % of total Shares held(b)	No. (a)	As a % of total Shares held(b)		
								Class eg: X	Class eg: y									Total
(i)	(ii)	(iii)	(iv)	(v)	(vi)	(vii) = (iv)+(v)+(vi)	(viii) As a % of (A+B+C2)	(ix)			(x)	(xi) = (vii)+(x) As a % of (A+B+C2)	(xii)		(xiii)		(xiv)	
1 Custodian/DR Holder		0	0	0	0	0	0.00	0	0	0	0.00	0	0.00	0	0	NA	NA	0
2 Employee Benefit Trust (under SEBI (Share based Employee Benefit) Regulations, 2014)		0	0	0	0	0	0.00	0	0	0	0.00	0	0.00	0	0	NA	NA	0
Total Non-Promoter- Non Public Shareholding (C)= (C)(1)+(C)(2)		0	0	0	0	0	0.00	0	0	0	0.00	0	0.00	0	0	NA	NA	0



Annexure to Table II- Details of Shares which remain unclaimed for Promoter & Promoter Group

Details of Shares which remain unclaimed for Promoter & Promoter Group

Serial No.	Number of shareholders	Outstanding shares held in demat or unclaimed suspense account	voting rights which are frozen	Disclosure of notes on shares which remain unclaimed for public shareholders
NIL				

Sr.No	Details of the significant beneficial owner (I)			Details of the registered owner (II)			Particulars of the shares in which significant beneficial interest is held by the beneficial owner (III)		Date of creation / acquisition of significant beneficial interest (IV)
	Name	PAN	Nationality	Name	PAN	Nationality	Number of shares	Shareholding as a % of total no. of shares (calculated as per SCRR, 1957) As a % of (A+B+C2)	
NIL									

Note: Certain shares of the company held by investment vehicles regulated by the RBI are exempted from the applicability of the Companies (Significant Beneficial Owners) Rules, 2018.

